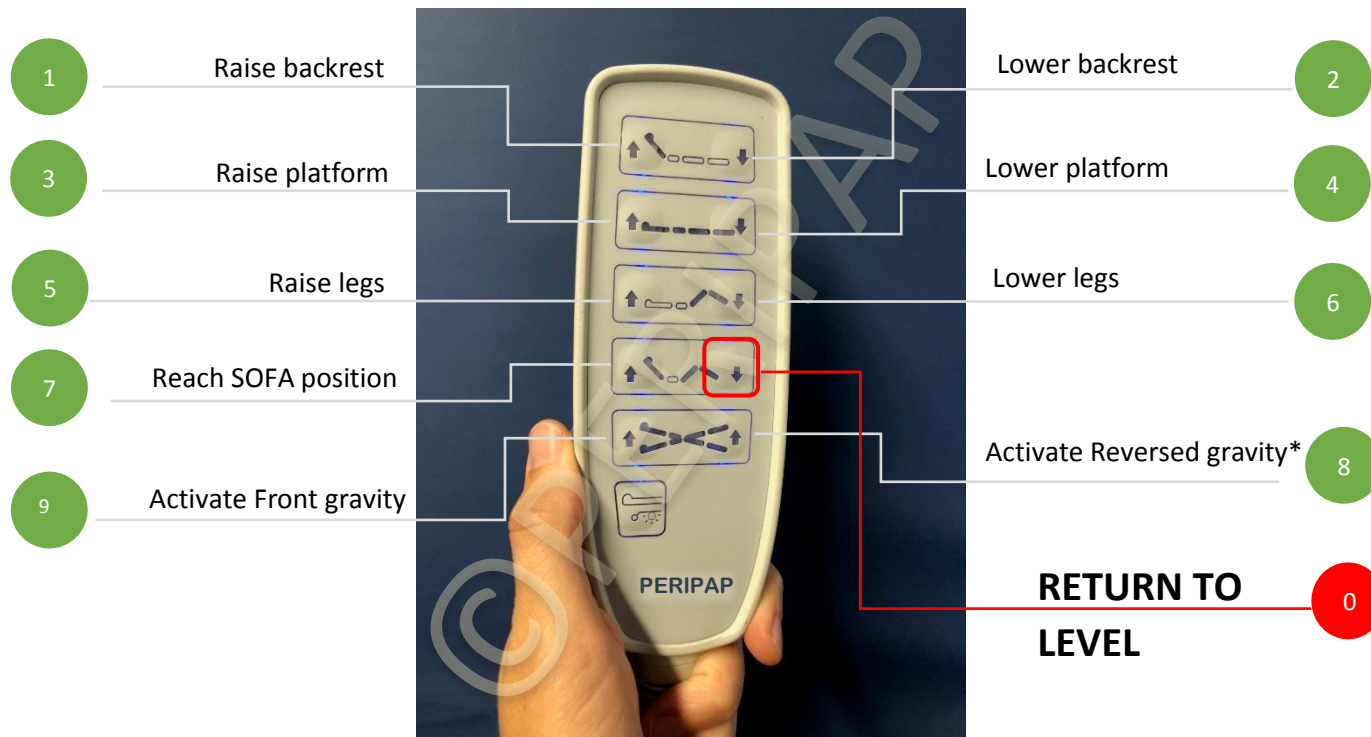




SPA MULTIGRAVITY BED Hand Control Pendant

USER GUIDE



For reading and viewing activities, press #7.

For ZERO-GRAVITY, press #7 and then #8 until comfortable.

For REVERSED GRAVITY, press #5 and then #8 until comfortable.

For secured entries and exits, press #1 and then #3 or #4 until reaching adequate height.

To fit your home decor, adjust the platform's height by pressing # 3 or #4.

*The Reversed gravity is **NOT** suitable for individuals with cardiac problems or condition.

www.peripap.com
(514) 788-0623 #228

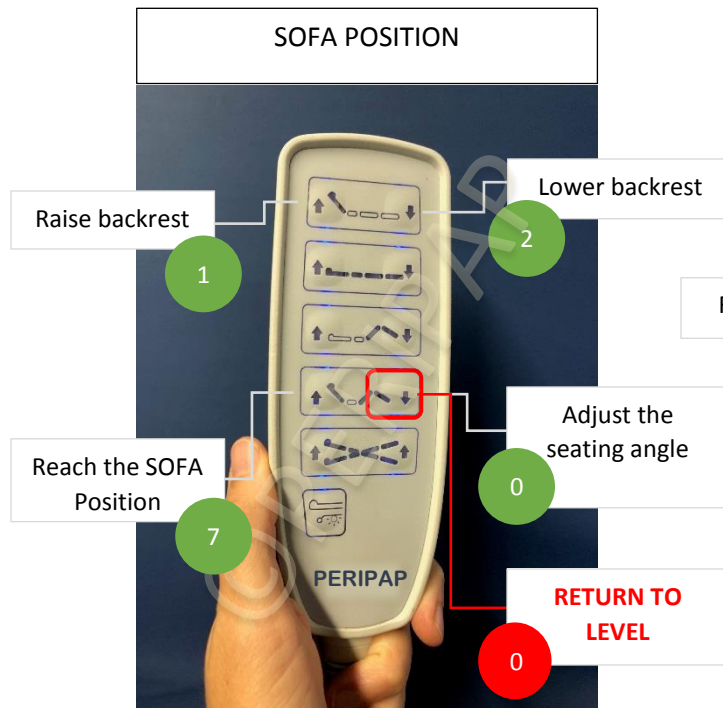




SPA MULTIGRAVITY BED Hand Control Pendant

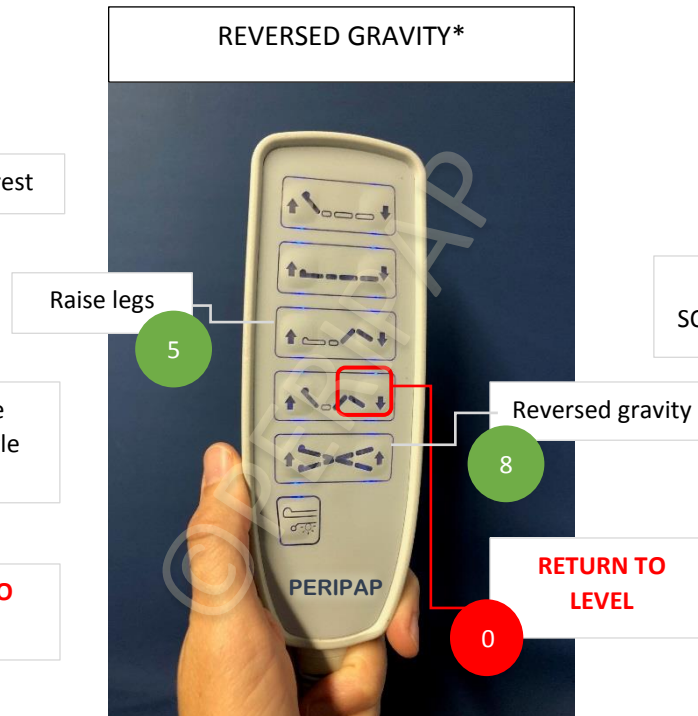
USER GUIDE

SOFA POSITION



To reach the SOFA position, PRESS #7 until comfortable or until reaching full stop. Adjust the seating angle by press #0. Adjust the backrest angle by pressing #1 (raise backrest) or #2 (lower backrest). **Press #0 to return to level.**

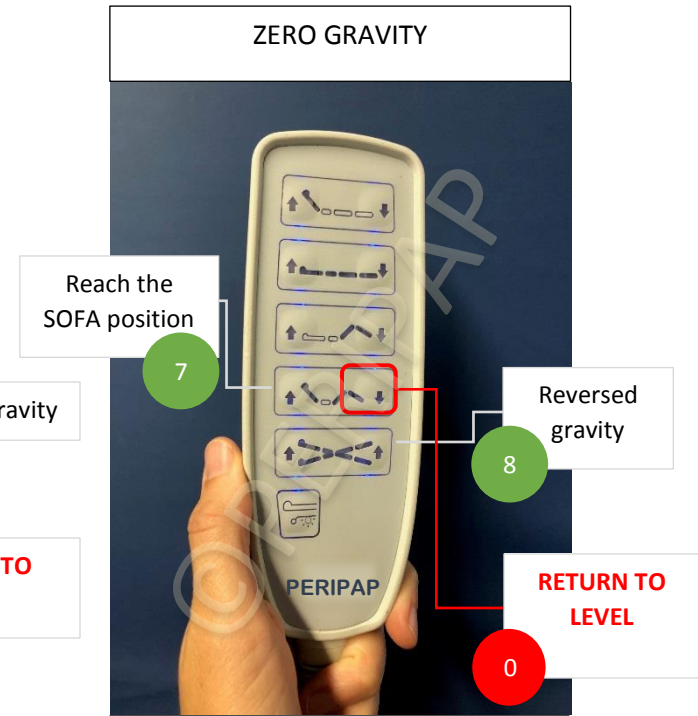
REVERSED GRAVITY*



To reach the REVERSED GRAVITY, press #5 to raise legs, and then press #8 to reach a comfortable reversed gravity position. **Press #0 to return to level.**

*The Reversed gravity is **NOT** suitable for individuals with cardiac problems or condition.

ZERO GRAVITY



To reach the ZERO GRAVITY, press #7 until sitting in a comfortable position, and then press #9 until reaching a relaxing position. **Press #0 to return to level.**

www.peripap.com
(514) 788-0623 #228

